



Sailing Season 2018 - 2019

SAILING INSTRUCTIONS

Originally Issued 1st October 2018

The Organising Authority is the Royal Brighton Yacht Club Inc (RBYC)

1 RULES

- 1.1 The races will be governed by the rules as defined in *The Racing Rules of Sailing (RRS)*.
- 1.2 The Australian Sailing Special Regulations Part 1, Sections 1 - 6, shall apply for Keelboats.
- 1.3 The Australian Sailing Special Regulations Part 2 shall apply for Off The Beach Boats (OTB) and Kiteboards.
- 1.4 The IRC Rule where applicable.
- 1.5 The Australian Measurement System (AMS) where applicable.
- 1.6 The Australian Sailing Keelboat Handicap Rule (PHS) where applicable.
- 1.7 The Sportsboat Measurement System (SMS) where applicable.

2 NOTICES TO COMPETITORS

Notices to competitors will be posted on the official notice board located in the Member's Bar except that notices for OTB Classes will be posted on the Regatta Notice Board located in the Jock Sturrock Sailing Centre.

3 CHANGES TO SAILING INSTRUCTIONS

Any change to the sailing instructions will be posted not less than two hours before it will take effect, except that any change to the schedule of races will be posted by 1800 hours on the day before it will take effect.

4 SIGNALS MADE ASHORE

- 4.1 Signals made ashore will be displayed on the flag mast situated on the western perimeter of the RBYC property. Repeats of these signals may be displayed on flag masts located at the Race Control Tower or the Hard Stand Area on the Middle Brighton Pier.
- 4.2 When flag AP is displayed ashore, '1 minute' is replaced with 'not less than 1 hour' in the race signal AP for Keelboats and 30 minutes for OTB and kiteboards.
- 4.3 When a yellow flag (Flag 'Q') is displayed on the flag mast situated on the western perimeter of the RBYC property, no OTB boat shall leave the beach. If already launched, a boat shall return to the beach as soon as practicable.

5 SCHEDULE OF RACES

The Schedule of Races will be published in the RBYC Sailing Program.

6 CLASS FLAGS

- 6.1 Class flags will be designated in the RBYC Sailing Program.
- 6.2 For OTB & Kite races:

Division	Description	Flag
1	Monohulls with a yardstick 140 and above	W
2	Monohulls with a yardstick below 140	T
3	Kiteboards	K

7 RACING AREAS

Racing will be on the waters of Port Phillip. See Appendix D.

8 THE COURSES

- 8.1 Courses designated Course "C" in the RBYC Sailing Program will be as described in Appendix A - Centre Courses, with a Centre Course Start and Centre Course Finish.
- 8.2 Courses designated Course "C/T" in the RBYC Sailing Program will be as described in Appendix B - Centre/Tower Courses with a Centre Course Start and a Tower Finish.
- 8.3 Courses designated Course "T" in the RBYC Sailing Program will be as described in Appendix C - Tower Courses with a Tower Start and Tower Finish.
- 8.4 The Race Committee shall designate the course to be sailed before or at the warning signal for the class by displaying a Numeral Pennant(s) corresponding to the Course number.
- 8.5 The Committee Vessel may display the approximate compass bearing of the first leg.

9 MARKS

- 9.1 Laid Marks are described in Appendix A & B.
- 9.2 RBYC Fixed Marks are described as follows:

Mark	Colour	Approximate Position
1	Yellow	37° 55'.63 S 144° 58'.24 E
2	Yellow	37° 55'.40 S 144° 57'.37 E
3	Yellow	37° 54'.46 S 144° 57'.16 E
4	Yellow	37° 53'.61 S 144° 57'.08 E
5	Yellow	37° 53'.81 S 144° 58'.46 E
6	Yellow	37° 54'.35 S 144° 58'.53 E

- 9.3 Other Fixed Marks are described as follows:

Mark	Type	Approximate Position
R2	Recreation Mark	37° 54' 54S 144° 56'.30E
R3	Recreation Mark	37° 53'.26S 144° 56'.30E
R4	Recreation Mark	37° 50.70'S 144° 55.36 E
SG	Spoil Ground Mark	37° 59'.05S 144° 53'.00E
OA	Outer Anchorage	37° 56'.54S 144° 51'.30E
P2	Pipeline 2	37° 55'.25S 144° 53'.10E
P3	Pipeline 3	37° 53'.38S 144° 52'.80E

Note the above positions are shown on the current Australian Charts AUS 143, 154 and 155 or as modified in the Notices to Mariners issued by the Port of Melbourne.

10 PURSUIT RACES ARE DESIGNATED NO EXTRAS

Pursuit Races are designated 'No Extras' races. Boats shall use only a mainsail and one headsail at a time. The headsail shall be fully hanked, or attached by means of a luff groove device, to the forestay. Headsails may be poled out. This changes RRS 50.

11 AREAS THAT ARE OBSTRUCTIONS

The following area is designated as an obstruction:

DANGER!! BONNET ROCK

Bonnet Rock is marked by an unlit starboard beacon located at 37° 54'.82 S 144° 58'.81 E and is surrounded by VERY SHALLOW WATER. This pile shall be passed on the seaward side.

12 THE START

12.1 When a race is designated "Pursuit" in the RBYC Sailing Program, boats will be allocated a start time in minutes after the starting signal. A display may count up each minute after the starting signal. Boats start time will be when the numeral matching their starting time (minutes after the start) appears on the display.

12.2 The starting line is described as follows:

Centre Course Start

a) Between a staff displaying an orange flag on the Committee Vessel at the starboard end and the port-end starting mark.

Tower Start

a) The starting line will be between the black vertical line displayed on the western side of the Race Control Tower and the starting mark (RBYC 6).

b) A crowding mark may be laid off the breakwater. When laid, this mark shall be considered an extension of the Race Control Tower.

12.3 Boats racing in Pursuit Races shall not cross the start line between the Warning Signal and one (1) minute prior to their start time. Boats that fail to comply may be scored DNS without a hearing. This changes RRS A4, 30 & 35.

12.4 A boat starting later than 5 minutes after her starting signal will be scored DNS without a hearing. This changes rule A4, 30 & 35.

13 RECALLS

Individual recalls will be signaled in accordance with RRS 29.1 except for Pursuit Races, where Flag 'X' will remain displayed for 1 minute only. This changes RRS 29.1.

14 CHANGE OF THE NEXT LEG OF THE COURSE

To change the next leg of the course, the race committee will lay a new mark (or move the finishing line) and remove the original mark as soon as practicable. When in a subsequent change a new mark is replaced, it will be replaced by an original mark.

15 THE FINISH

15.1 Centre Course Finish

The finishing line will be between a staff displaying an orange flag on the Committee Vessel and the finishing mark on the side of the Committee Vessel as designated in Appendix A.

15.2 Tower Finish

a) The finishing line will be between the black vertical line displayed on the western side of the Race Control Tower and the finishing mark (RBYC Mark 6).

b) A crowding mark may be laid off the breakwater. When laid, this mark shall be considered an extension of the Race Control Tower.

16 PENALTY SYSTEM

For Etchells and Dragon racing as One Design Fleets, the penalty for breaking a rule of Part 2 shall be a One-Turn Penalty, except that for infringements within the zone, as defined in the RRS, shall be a Two-Turn penalty. This changes RRS 44.1.

17 TIME LIMITS

17.1 The time limits are as following:

Twilight Races	1 hour and 45 minutes
Etchells and Dragons	2 hours
OTB	1 hour
Kiteboards	30 minutes
All other races	3 hours and 30 minutes
Brighton Keelboat Championship Races	17:30 hours

17.2 Any boat that has not finished within the time limit will be scored Did Not Finish without a hearing. This changes rules 35, A4 and A5.

17.3 Any boat that has not finished before the official time of sunset even if within other time limits will be scored Did Not Finish without a hearing. This changes rules 35, A4 and A5.

18 PROTESTS AND REQUESTS FOR REDRESS

18.1 Protest forms are available at the RBYC Sailing Office and in the RBYC Members' Bar. Protests and requests for redress or reopening shall be delivered to the RBYC Sailing Office within the appropriate time limit.

18.2 Protests may be delivered, faxed to RBYC on (03) 9592 9633 or emailed to sailing@rbyc.org.au.

18.3 The protest time limit is 120 minutes (2 hours) after the last boat has finished the last race of the day or the race committee signals no more racing today, whichever is later.

18.4 Notices will be posted no later than 30 minutes after the protest time limit to inform competitors of hearings in which they are parties or named as witnesses. Hearings will be held in the protest room, located at RBYC, beginning at the time posted.

18.5 Notices of protests by the race committee or protest committee will be posted to inform boats under rule 61.1(b).

19 SCORING

19.1 One race is required to be completed to constitute a series.

19.2 The Low Points Scoring System specified in RRS Appendix A will apply as modified below:

a) When fewer than 5 races have been completed, a boat's series score will be the total of her race scores.

b) When from 5 to 9 races have been completed, a boat's series score will be the total of her race scores excluding her worst score.

c) When from 10 to 14 races have been completed, a boat's series score will be the total of her race scores excluding her two worst scores.

d) When 15 or more races have been completed, a boat's series score will be the total of her race scores excluding her three worst scores.

19.3 Boats holding an IRC short-handed certificate, AMS two-handed rating and/or PHS two-handed rating entered as Two-Handed will be scored in the overall results of the race.

19.4 Keelboats entered in a series will be scored according to either their Fully Crewed or their Two-Handed handicap. Boats wishing to sail with both configurations are required to lodge an additional entry.

19.5 The current Australian Sailing Yardsticks shall be used in calculating the mixed class OTB fleet racing results.

19.6 Boats without a published Australian Sailing Yardstick will be allocated a yardstick

number by the Race Committee.

- 19.7 Australian Sailing Yardstick numbers may be adjusted during the series at the discretion of the Race Committee.

20 SAFETY REGULATIONS

- 20.1 The Keelboat Safety Category for each race will be designated in the RBYC Sailing Program.
- 20.2 Where a Safety Category has been designated in the RBYC Sailing Program, all competing boats shall lodge a Safety Compliance Declaration and Checklist covering the appropriate safety category prior to racing. Boats failing to comply will have their entry refused.
- 20.3 In addition to the requirements of the designated Safety Category, the following additions apply to all keelboats:
- a) While racing, no anchors shall be carried on deck forward of the bow or with any part protruding outboard.
 - b) All keelboats shall carry a VHF radio capable of transmitting on channels 16 & 77. The radio may be permanently installed or a waterproof handheld.
 - c) All crew on deck competing under the following conditions shall wear a lifejacket:
 - i. Keelboats entered as Two-Handed - lifejacket must comply with AS Special Regulations Part 2, Section 5.01.2 (minimum 50).
 - ii. Keelboats competing as Cat 7 on a boat without lifelines complying with AS Special Regulations Part 1, Section 3.12 (e.g. Etchells and Dragons) - lifejacket must comply with AS Special Regulations Part 2, Section 5.01.2 (minimum 50S).
- 20.4 OTB and Kiteboards - All competitors must Sign On for each race day before the start of the first race and must Sign Off no later than one hour after the finishing time of the last boat. The Sign On Sheets will be located at the Jock Sturrock Sailing Centre for OTB boats and at the kite beach for Kiteboards
- 20.5 Kiteboards - competitors shall wear identification bibs bearing a unique number whilst racing. Competitors shall wear a lifejacket which complies with AS Special Regulations Part 2, Section 5.01.2 (minimum 50S).

21 EQUIPMENT AND MEASUREMENT CHECKS

A boat or equipment may be inspected at any time for compliance with the class rules and sailing instructions. On the water, a boat can be instructed by a race committee equipment inspector or measurer to proceed immediately to a designated area for inspection.

22 RADIO COMMUNICATION

- 22.1 Except in an emergency, a boat shall neither make radio transmissions while racing nor receive radio communications not available to all boats. This restriction also applies to mobile telephones.
- 22.2 RBYC Race Control will monitor and use VHF Channel 77 during races.
- 22.3 It is recommended that all boats monitor/transmit on VHF Channels 77 and 16.

23 COMMERCIAL SHIPPING

- 23.1 Marine regulations require that boats shall avoid commercial shipping. Boats which find themselves in danger of interfering with commercial shipping may use their engine to avoid interference and will not be penalised under RRS 42 provided that:
- a) it is used only as necessary to avoid the commercial shipping in question,
 - b) no advantage is gained through its use, and

- c) a declaration containing a complete description of the circumstances is submitted to the Race Committee within the protest time limit.

This alters RRS 42.

- 23.2 Skippers are reminded of the requirement for competing boats to keep clear of commercial shipping at all times. Boats should not cross commercial shipping channels where such crossing would interfere with the passage of commercial shipping or be so close as to cause concern for commercial shipping.

In accordance with section 2.19 of the Port of Melbourne Regulations, participants in the series are advised of the requirement to report any incident, hazard or obstruction, as soon as reasonably practical, to Port of Melbourne Vessel Traffic Services (VTS).

24 PRIZES

- 24.1 Prizes may be awarded to the boats placing first, second and third, depending on the number of starters in a race or series as follows:

- a) A minimum of five starters are required for a third prize to be awarded.
- b) A minimum of four starters are required for a second prize to be awarded.

- 24.2 Only boats on the RBYC Boat Register and entered by an RBYC member are eligible to win any RBYC Trophy Race or Series with the exception that financial members of the International Etchells Association are eligible to win RBYC Etchells Trophies.

- 24.3 Prizes may be amended by Supplementary Sailing Instructions.

25 DISCLAIMER OF LIABILITY

Competitors participate in the regatta entirely at their own risk. See rule 4, Decision to Race. The organizing authority will not accept any liability for material damage or personal injury or death sustained in conjunction with or prior to, during, or after the regatta.

26 MEDIA RIGHTS

By participating in these races, competitors automatically grant to Royal Brighton Yacht Club and its sponsors, the right in perpetuity to make, use and show, from time to time at their discretion, any photographs, motion pictures and live, taped or filmed television and other reproductions of the competitor during the period of the races without compensation.

27 INSURANCE

Each participating boat shall be insured with valid third-party liability insurance with a minimum cover of AUD \$10 Million per incident or the equivalent and maintain this cover for the period of the series. If a boat fails to maintain her insurance during the series, she shall be deemed to be ineligible and scored DNC for each race until her insurance is restored.

APPENDIX A - Centre Courses

All courses use RBYC temporary laid marks. Start and Finish at Committee

All marks are to be left to port with the exception of gate marks.

For courses 3 & 4, the Finish Line is an obstruction except when starting or finishing.

If one of the gate marks is missing boats shall round the one existing leeward mark to port.

 1a

 2  1

Course	Course to be sailed
1	Start - 1 - 2 - 3p/s - 1 - 2 - Finish
2	Start - 1 - 2 - 3p/s - 1 - 2 - 3p/s - 1 - 2 - Finish
3	Start - 1a - 4 - 1a - Finish
4	Start - 1a - 4 - 1a - 4 - 1a - Finish

Mark	Description
Start	Yellow
1	Pink
1a	Yellow
2	Orange
3s & 3p	Orange
4	Yellow
Finish	Black/White chequered
1 Change mark	Pink & Black band
3s & 3p Change marks	Yellow
1a & 4 Change marks	Yellow with black band




 4

Course	Course to be sailed
5	Start - 1 - 3 - 1 - 3 - Finish
6	Start - 1 - 3 - 1 - 3 - 1 - 3 - Finish
7	Start - 1 - 2 - 3 - 1 - 3 - Finish
8	Start - 1 - 2 - 3 - 1 - 3 - 1 - 2 - 3 - Finish
9	Start - 1a - 3 - 1a - 3 - Finish
10	Start - 1a - 3 - 1a - 3 - 1a - 3 - Finish
11	Start - 1b - 3 - 1b - 3 - Finish
12	Start - 1b - 3 - 1b - 3 - 1b - 3 - Finish

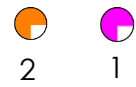
Mark	Description
Start/Finish	Black/White chequered
1	Orange
1a	Yellow
1b	Pink
2	Orange
3	Orange
Change Marks	Original colour with black band

 2



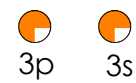
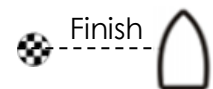
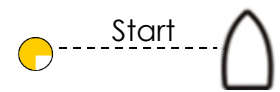
 3

For courses 13, 14, 15, 16 the Finish Line is an obstruction except when finishing.



Course	Course to be sailed
13	Start - 1 - 2 - 3p/s - 1 - 2 - 3p/s - Finish
14	Start - 1 - 2 - 3p/s - 1 - 2 - 3p/s - 1 - 2 - 3p/s - Finish
15	Start - 1a - 4 - 1a - 4 - Finish
16	Start - 1a - 4 - 1a - 4 - 1a - 4 - Finish

Mark	Description
Start	Yellow
1	Pink
1a	Yellow
2	Orange
3s & 3p	Orange
4	Yellow
Finish	Black/White chequered
1 Change mark	Pink & Black band
3s & 3p Change marks	Yellow
1a & 4 Change marks	Yellow with black band



APPENDIX B - Centre / Tower Courses

Courses use a mixture of laid gate marks, RBYC Fixed Marks (1-6) and other racing marks: R2, R3, R4, Spoil Ground (SG), Outer Anchorage (OA), Pipelines 2 & 3 (P2, P3).

Centre Course Start from a Committee Vessel and Tower Finish.

Gate Marks will be Orange inflatables, laid approx. 1 - 2Nm to weather of the start.

Note: A line between Point Gellibrand Light and Point Gellibrand is an obstruction.

Num	Wind	Nm	Marks to	Course
21	N	11	Port	Start - Gate - R3 - R2 - 2 - 1 - 6 - 5 - R2 - 2 - 1 - Finish
22	N	12	Port	Start - Gate - R3 - R2 - 2 - 1 - 6 - 5 - R2 - 2 - 1 - Finish
23	N	15	Port	Start - Gate - R3 - R2 - 2 - 1 - 6 - 5 - R2 - 2 - 1 - 6 - 5 - 6 - 1 - Finish
24	N	16	Port	Start - Gate - R3 - R2 - 2 - 1 - 6 - 5 - R2 - 2 - 1 - 6 - 5 - R2 - 2 - 1 - Finish
25	N	17	Port	Start - Gate - R4 - R2 - 2 - 4 - R3 - R2 - 2 - 1 - Finish
26	N	21	Port	Start - Gate - R4 - R2 - 2 - 4 - R3 - R2 - 2 - 1 - 6 - 5 - 3 - 1 - Finish
27	N	21	Port	Start - 5 - R4 - SG - 1 - Finish
28	N	26	Port	Start - 5 - R4 - SG - 1 - 6 - 5 - 3 - 1 - Finish
29	NW	8	Port	Start - Gate - R3 - 1 - 3 - 1 - Finish
30	NW	10	Port	Start - Gate - 4 - R2 - 2 - 1 - 6 - 5 - 3 - 1 - Finish
31	NW	12	Port	Start - Gate - R3 - 1 - 3 - 1 - 6 - 5 - 3 - 1 - Finish
32	NW	14	Port	Start - Gate - 4 - R2 - 2 - 1 - 6 - 5 - 3 - 1 - 6 - 5 - 6 - 1 - Finish
33	NW	16	Port	Start - Gate - R4 - R2 - 2 - 1 - 3 - R2 - 2 - 1 - Finish
34	NW	20	Port	Start - Gate - R4 - R2 - 2 - 1 - 3 - R2 - 2 - 1 - 6 - 5 - 3 - 1 - Finish
35	NW	20	Port	Start - Gate - R4 - R2 - R3 - R4 - R2 - 1 - Finish
36	NW	27	Port	Start - Gate - R4 - R2 - R3 - R4 - R2 - 1 - 6 - 5 - R3 - R2 - 1 - Finish
37	W	10	Stbd	Start - Gate - R2 - 3 - R2 - 4 - 6 - R2 - 4 - 5 - Finish
38	W	10	Stbd	Start - Gate - P2 - R3 - 5 - Finish
39	W	14	Stbd	Start - Gate - R2 - 3 - R2 - 4 - 6 - R2 - 4 - 5 - 6 - R2 - 4 - 5 - Finish
40	W	16	Stbd	Start - Gate - P2 - R3 - R2 - P2 - 4 - 5 - Finish
41	W	20	Stbd	Start - Gate - P2 - R3 - 5 - 6 - 2 - P2 - R3 - 5 - Finish
42	W	21	Stbd	Start - Gate - P2 - R3 - R2 - P2 - 4 - 5 - 6 - R2 - 4 - 5 - Finish
43	SW	8	Stbd	Start - Gate - R2 - R3 - 5 - 6 - 2 - 5 - Finish
44	SW	11	Stbd	Start - Gate - R2 - R3 - 5 - 6 - 2 - 5 - 6 - 2 - 5 - Finish
45	SW	16	Stbd	Start - Gate - SG - P2 - R3 - 5 - Finish
46	SW	17	Stbd	Start - Gate - SG - P3 - R3 - 5 - Finish

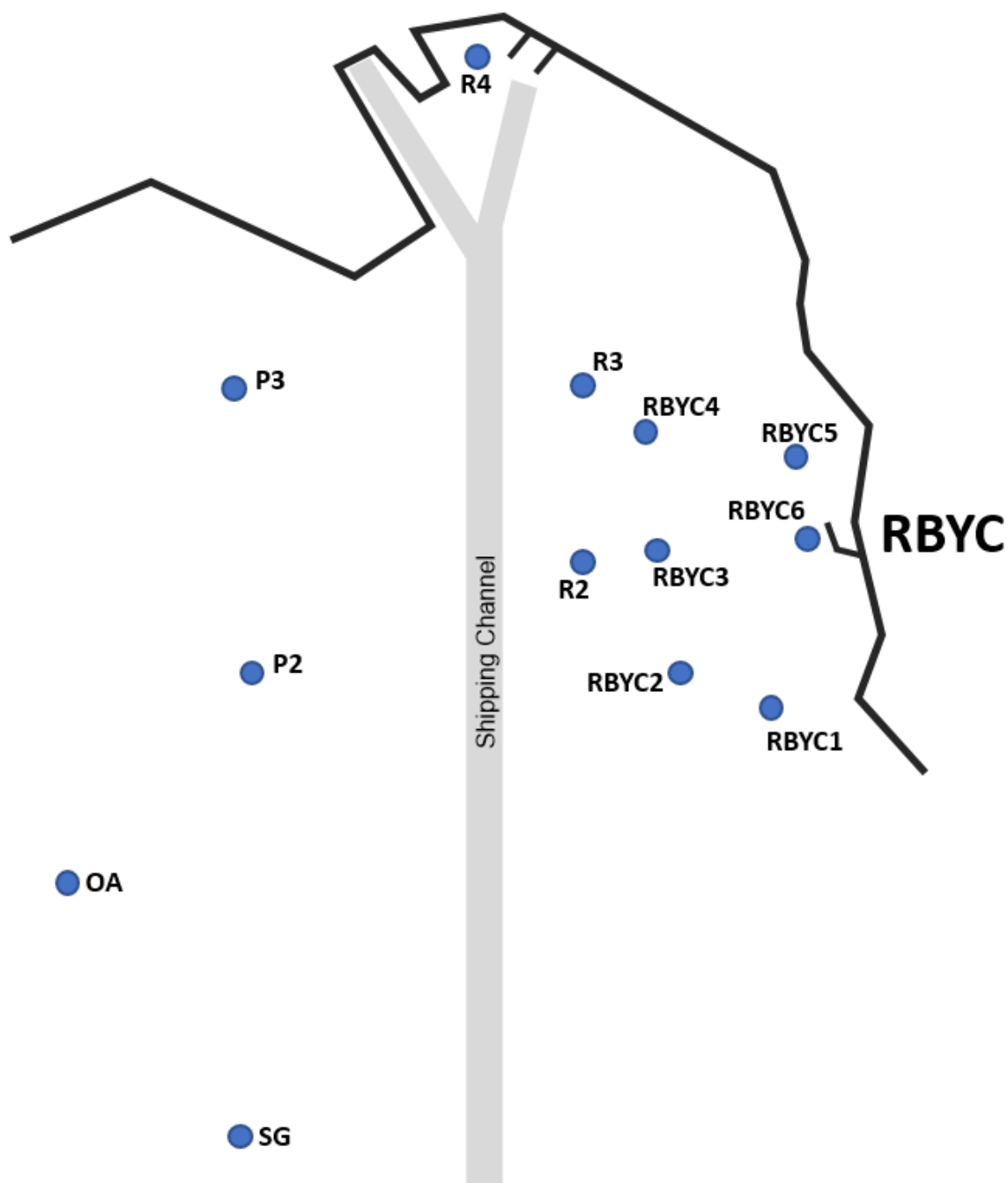
47	SW	20	Stbd	Start - Gate - SG - P2 - R3 - 5 - 6 - 2 - 3 - 5 - Finish
48	SW	21	Stbd	Start - Gate - SG - P3 - R3 - 5 - 6 - 2 - 3 - 5 - Finish
49	S	10	Stbd	Start - Gate - 2 - R2 - R3 - 5 - 6 - 1 - 6 - 5 - Finish
50	S	14	Stbd	Start - Gate - 2 - R2 - R3 - 5 - 6 - 1 - 6 - 5 - 6 - 1 - 6 - 5 - Finish
51	S	17	Stbd	Start - Gate - 2 - R2 - R4 - 2 - R2 - R3 - 5 - Finish
52	S	21	Stbd	Start - Gate - 2 - R2 - R4 - 2 - R2 - R3 - 5 - 6 - 1 - 3 - 5 - Finish
53	S	23	Stbd	Start - Gate - SG - OA - R4 - R3 - R2 - 5 - Finish
54	S	28	Stbd	Start - Gate - SG - OA - R4 - R3 - R2 - 5 - 6 - 1 - 3 - 5 - Finish
55	SE	9	Stbd	Start - Gate - 1 - 2 - R3 - 4 - 6 - 3 - 4 - Finish
56	SE	13	Stbd	Start - Gate - 1 - 2 - R3 - 4 - 6 - 3 - 4 - 6 - 3 - 4 - Finish
57	SE	15	Stbd	Start - Gate - 1 - P2 - R4 - 5 - Finish
58	SE	20	Stbd	Start - Gate - 1 - P2 - R4 - 5 - 6 - 1 - 3 - 5 - Finish
59	SE	21	Stbd	Start - Gate - 1 - OA - P3 - R2 - P2 - R3 - Finish
60	SE	25	Stbd	Start - Gate - 1 - OA - P3 - R2 - P2 - R3 - 6 - R3 - Finish
61	E	9	Port	Start - Gate - R3 - R2 - 2 - 6 - 5 - 6 - 2 - Finish
62	E	11	Port	Start - Gate - 4 - R2 - 6 - 4 - R2 - Finish
63	E	13	Port	Start - Gate - R3 - R2 - 2 - 6 - 5 - 6 - 2 - 6 - 5 - 6 - 2 - Finish
64	E	15	Port	Start - Gate - 4 - R2 - 6 - 4 - R2 - 6 - 4 - R2 - Finish
65	E	15	Port	Start - Gate - P2 - 1 - R2 - 1 - Finish
66	E	18	Port	Start - Gate - P2 - 1 - R2 - 1 - 6 - R2 - 1 - Finish
67	E	20	Port	Start - Gate - 5 - R3 - P2 - 1 - R2 - P2 - 1 - Finish
68	E	26	Port	Start - Gate - 5 - R3 - P2 - 1 - R2 - P2 - 1 - 6 - 5 - R3 - R2 - Finish
69	NE	15	Port	Start - Gate - 5 - R3 - P2 - R2 - 4 - R3 - R2 - 2 - Finish
70	NE	18	Port	Start - Gate - R3 - P3 - SG - 2 - Finish
71	NE	19	Port	Start - Gate - 5 - R3 - P2 - R2 - 4 - R3 - R2 - 2 - 6 - 5 - 3 - 2 - Finish
72	NE	24	Port	Start - Gate - R3 - P3 - SG - 2 - 6 - 5 - R3 - R2 - 2 - Finish

APPENDIX C - Tower Courses

Tower Start and Tower Finish. All courses use Fixed Marks except Westerly courses which have an additional laid Pink mark approx 0.4Nm to the south of RBYC 6.

Num	Wind	Start Dir'n	Leave Marks to	Course
1	South	South	Stbd	Start - 1 - 3 - 5 - Finish
2	South	South	Stbd	Start - 1 - 6 - 5 - Finish
3	South	South	Stbd	Start - 1 - 3 - 5 - 6 - 1 - 6 - 5 - 6 - 1 - 3 - 5 - Finish
4	South	South	Stbd	Start - 1 - 6 - 5 - 6 - 1 - 6 - 5 - 6 - 1 - 6 - 5 - Finish
5	South	South	Stbd	Start - 1 - 2 - R2 - 4 - 5 - Finish
6	South	South	Stbd	Start - 1 - 3 - 5 - 6 - 1 - 6 - 5 - Finish
7	SW	South	Stbd	Start - 2 - 4 - 5 - Finish
8	SW	South	Stbd	Start - 2 - 3 - 5 - Finish
9	SW	South	Stbd	Start - 2 - 3 - 5 - 6 - 2 - 6 - 5 - 6 - 2 - 3 - 5 - Finish
10	SW	South	Stbd	Start - 2 - R2 - 4 - 5 - Finish
11	SW	South	Stbd	Start - 2 - 3 - 5 - 6 - 2 - 6 - 5 - Finish
12	SW	South	Stbd	Start - 2 - 5 - 6 - 2 - 5 - Finish
13	SW	South	Stbd	Start - 2 - 4 - 5 - 6 - 2 - 5 - Finish
14	SW	South	Stbd	Start - 2 - R3 - 5 - Finish
15	West	South	Stbd	Start - Pink - 3 - 5 - Finish
16	West	South	Stbd	Start - Pink - 3 - 6 - 3 - 5 - Finish
17	West	South	Stbd	Start - Pink - R2 - 6 - R2 - 6 - 3 - 5 - Finish
18	West	South	Stbd	Start - Pink - 3 - 4 - 5 - 6 - 3 - 5 - 6 - 3 - 5 - Finish
19	NW	North	Port	Start - 5 - 4 - 3 - 1 - Finish
20	NW	North	Port	Start - 5 - 4 - 2 - 6 - 4 - 6 - 5 - 4 - 1 - Finish
21	NW	North	Port	Start - 5 - 4 - 3 - 6 - 4 - 1 - Finish
22	NW	North	Port	Start - 5 - R3 - 1 - Finish
23	NW	North	Port	Start - 5 - 4 - 2 - Finish
24	North	North	Port	Start - 5 - 3 - 1 - 6 - 5 - 6 - 1 - Finish
25	North	North	Port	Start - 5 - 6 - 1 - Finish
26	North	North	Port	Start - 5 - 3 - 1 - 6 - 5 - 6 - 1 - 6 - 5 - 3 - 1 - Finish
27	North	North	Port	Start - 5 - 6 - 1 - 6 - 5 - 6 - 1 - 6 - 5 - 6 - 1 - Finish
28	North	North	Port	Start - 5 - 4 - R2 - 2 - 1 - Finish
29	North	North	Port	Start - 5 - 3 - 1 - Finish
30	North	North	Port	Start - 5 - R3 - R2 - 2 - Finish
31	North	North	Port	Start - 5 - 4 - 2 - 4 - 3 - Finish (in northerly direction)
32	North	North	Port	Start - 5 - 4 - 3 - 4 - 3 - Finish (in northerly direction)
33	NE	South	Port	Start - 2 - 6 - 3 - 2 - 6 - 2 - Finish
34	NE	South	Port	Start - 2 - 6 - 2 - 6 - 2 - 6 - 2 - Finish
35	NE	South	Port	Start - 2 - 5 - 6 - 2 - 5 - Finish
36	NE	North	Port	Start - 5 - 4 - R3 - 2 - Finish
37	NE	North	Port	Start - 5 - 4 - 2 - Finish
38	East	North	Port	Start - 5 - 4 - 6 - 5 - 4 - 3 - Finish (in northerly direction)
39	East	North	Port	Start - 5 - 4 - 3 - 6 - 5 - 4 - 3 - Finish (in northerly direction)
40	East	North	Port	Start - 5 - 3 - 5 - 3 - Finish (in northerly direction)
41	East	North	Port	Start - 5 - 4 - 3 - 6 - 3 - Finish (in northerly direction)
42	East	North	Port	Start - 5 - R3 - R2 - Finish
43	East	North	Port	Start - 5 - R2 - Finish (in northerly direction)
44	SE	North	Port	Start - 5 - 4 - 6 - 3 - 4 - 6 - 4 - Finish
45	SE	North	Port	Start - 5 - 4 - 6 - 4 - 6 - 4 - 6 - 4 - Finish
46	SE	North	Port	Start - 5 - 4 - 1 - 6 - 4 - 1 - Finish
47	SE	North	Port	Start - 5 - R2 - 1 - Finish

APPENDIX D - Racing Area (not for navigation)



APPENDIX E - Useful phone numbers

Royal Brighton Yacht Club	9592 3092
Water Police Williamstown	9399 7500
Australian Volunteer Coast Guard Sandringham	9598 7003
Police, Fire, Ambulance	000
Bayside Police	8530 5100
Poisons Information	13 11 26
Brighton Medical Clinic, 26 Carpenter St, Brighton	9592 0222
Robstan Boat Repairs & Maintenance	9592 2340